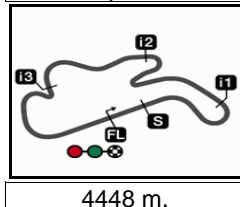


ANIMOCA BRANDS AUSTRALIAN MOTORCYCLE GRAND PRIX

Free Practice Nr. 1

Classification

3



Rider	Nation	Team	Motorcycle	Time	Lap	Total	Gap	Top Speed
1 5 Johann ZARCO	FRA	Prima Pramac Racing	DUCATI	1'30.368	21	21		347.3
2 43 Jack MILLER	AUS	Ducati Lenovo Team	DUCATI	1'30.459	18	19	0.091 0.091	348.4
3 73 Alex MARQUEZ	SPA	LCR Honda CASTROL	HONDA	1'30.493	19	19	0.125 0.034	348.4
4 42 Alex RINS	SPA	Team SUZUKI ECSTAR	SUZUKI	1'30.511	20	20	0.143 0.018	347.3
5 41 Aleix ESPARGARO	SPA	Aprilia Racing	APRILIA	1'30.687	21	21	0.319 0.176	348.4
6 23 Enea BASTIANINI	ITA	Gresini Racing MotoGP	DUCATI	1'30.790	19	19	0.422 0.103	349.5
7 93 Marc MARQUEZ	SPA	Repsol Honda Team	HONDA	1'30.897	13	22	0.529 0.107	349.5
8 63 Francesco BAGNAIA	ITA	Ducati Lenovo Team	DUCATI	1'31.077	20	20	0.709 0.180	348.4
9 49 Fabio DI GIANNANTONIO	ITA	Gresini Racing MotoGP	DUCATI	1'31.087	20	20	0.719 0.010	345.0
10 72 Marco BEZZECCHI	ITA	Mooney VR46 Racing Team	DUCATI	1'31.166	20	22	0.798 0.079	347.3
11 44 Po ESPARGARO	SPA	Repsol Honda Team	HONDA	1'31.194	15	23	0.826 0.028	347.3
12 20 Fabio QUARTARARO	FRA	Monster Energy Yamaha MotoGP	YAMAHA	1'31.195	20	25	0.827 0.001	341.8
13 89 Jorge MARTIN	SPA	Prima Pramac Racing	DUCATI	1'31.419	22	22	1.051 0.224	346.1
14 12 Maverick VIÑALES	SPA	Aprilia Racing	APRILIA	1'31.436	18	23	1.068 0.017	347.3
15 36 Joan MIR	SPA	Team SUZUKI ECSTAR	SUZUKI	1'31.531	21	21	1.163 0.095	345.0
16 40 Darryn BINDER	RSA	WithU Yamaha RNF MotoGP Tea	YAMAHA	1'31.700	20	20	1.332 0.169	336.5
17 35 Cal CRUTCHLOW	GBR	WithU Yamaha RNF MotoGP Tea	YAMAHA	1'31.868	16	22	1.500 0.168	342.9
18 88 Miguel OLIVEIRA	POR	Red Bull KTM Factory Racing	KTM	1'31.950	11	23	1.582 0.082	341.8
19 21 Franco MORBIDELLI	ITA	Monster Energy Yamaha MotoGP	YAMAHA	1'32.178	13	22	1.810 0.228	345.0
20 87 Remy GARDNER	AUS	Tech3 KTM Factory Racing	KTM	1'32.207	19	20	1.839 0.029	339.6
21 33 Brad BINDER	RSA	Red Bull KTM Factory Racing	KTM	1'32.566	20	20	2.198 0.359	341.8
22 10 Luca MARINI	ITA	Mooney VR46 Racing Team	DUCATI	1'32.831	12	19	2.463 0.265	339.6
23 25 Raul FERNANDEZ	SPA	Tech3 KTM Factory Racing	KTM	1'32.947	18	19	2.579 0.116	337.5
24 45 Tetsuta NAGASHIMA	JPN	LCR Honda IDEMITSU	HONDA	1'34.437	15	21	4.069 1.490	341.8

Practice condition: Dry

Air: 15°

Humidity: 64%

Ground: 17°

Fastest Lap:	Lap: 21	Johann ZARCO	1'30.368	177.1 Km/h
Best Race Lap:	2013	Marc MARQUEZ	1'28.108	181.7 Km/h
All Time Lap Record:	2013	Jorge LORENZO	1'27.899	182.1 Km/h

The results are provisional until the end of the limit for protest and appeals.

Time limit for protest expires 30' after publication of the results - Time:

These data/results cannot be reproduced, stored and/or transmitted in whole or in part by any manner of electronic, mechanical, photocopying, recording, broadcasting or otherwise now known or herein after developed without the previous express consent by the copyright owner, except for reproduction in daily press and regular printed publications on sale to the public within 60 days of the event related to those data/results and always provided that copyright symbol appears together as follows below.

© DORNA, 2022

Official MotoGP Timing by TISSOT
www.motogp.com

Phillip Island, Friday, October 14, 2022

ANIMOCA BRANDS AUSTRALIAN MOTORCYCLE GRAND PRIX

Free Practice Nr. 1

Top Speed & Average

4



Rider

Nation

Motorcycle

Top 5 speeds

Average

Top

Rider	Nation	Motorcycle	Top 5 speeds					Average	Top
23 Enea BASTIANINI	ITA	DUCATI	349.5	347.3	347.3	345.0	345.0	346.5	349.5
93 Marc MARQUEZ	SPA	HONDA	349.5	348.4	347.3	347.3	344.0	346.8	349.5
41 Aleix ESPARGARO	SPA	APRILIA	348.4	347.3	347.3	347.3	347.3	347.5	348.4
43 Jack MILLER	AUS	DUCATI	348.4	347.3	347.3	347.3	346.1	347.3	348.4
63 Francesco BAGNAIA	ITA	DUCATI	348.4	347.3	346.1	345.0	345.0	346.4	348.4
73 Alex MARQUEZ	SPA	HONDA	348.4	347.3	347.3	346.1	346.1	347.0	348.4
5 Johann ZARCO	FRA	DUCATI	347.3	347.3	344.0	341.8	341.8	344.4	347.3
12 Maverick VIÑALES	SPA	APRILIA	347.3	346.1	345.0	345.0	345.0	345.5	347.3
42 Alex RINS	SPA	SUZUKI	347.3	346.1	345.0	344.0	344.0	345.3	347.3
44 Pol ESPARGARO	SPA	HONDA	347.3	347.3	345.0	345.0	345.0	345.8	347.3
72 Marco BEZZECCHI	ITA	DUCATI	347.3	346.1	345.0	344.0	344.0	344.9	347.3
89 Jorge MARTIN	SPA	DUCATI	346.1	344.0	344.0	342.9	341.8	343.2	346.1
21 Franco MORBIDELLI	ITA	YAMAHA	345.0	344.0	342.9	341.8	340.7	342.9	345.0
36 Joan MIR	SPA	SUZUKI	345.0	344.0	342.9	341.8	341.8	343.1	345.0
49 Fabio DI GIANNANTONIO	ITA	DUCATI	345.0	344.0	341.8	340.7	339.6	342.2	345.0
35 Cal CRUTCHLOW	GBR	YAMAHA	342.9	342.9	340.7	340.7	340.7	341.4	342.9
20 Fabio QUARTARARO	FRA	YAMAHA	341.8	340.7	340.7	340.7	339.6	340.4	341.8
33 Brad BINDER	RSA	KTM	341.8	340.7	338.6	337.5	337.5	339.2	341.8
45 Tetsuta NAGASHIMA	JPN	HONDA	341.8	338.6	337.5	336.5	335.4	338.0	341.8
88 Miguel OLIVEIRA	POR	KTM	341.8	340.7	336.5	336.5	336.5	338.4	341.8
10 Luca MARINI	ITA	DUCATI	339.6	338.6	338.6	338.6	337.5	338.4	339.6
87 Remy GARDNER	AUS	KTM	339.6	334.4	331.3	328.3	327.3	332.2	339.6
25 Raul FERNANDEZ	SPA	KTM	337.5	336.5	333.4	333.4	332.3	334.2	337.5
40 Darryn BINDER	RSA	YAMAHA	336.5	334.4	334.4	334.4	334.4	334.8	336.5

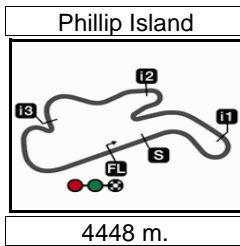
These data/results cannot be reproduced, stored and/or transmitted in whole or in part by any manner of electronic, mechanical, photocopying, recording, broadcasting or otherwise now known or herein after developed without the previous express consent by the copyright owner, except for reproduction in daily press and regular printed publications on sale to the public within 60 days of the event related to those data/results and always provided that copyright symbol appears together as follows below.

© DORNA, 2022

Official MotoGP Timing by TISSOT
www.motogp.com



Phillip Island, Friday, October 14, 2022



Results and timing service provided by **TISSOT**

MotoGP™

ANIMOCA BRANDS AUSTRALIAN MOTORCYCLE GRAND PRIX

Free Practice Nr. 1

Chronological Analysis of Performances

5

* Lap / Sector time cancelled **T1** Time from finish line to 1st intermed. **T3** Time from 2nd intermed. to 3rd intermed.
P Crossing the finish line in pit lane **T2** Time from 1st intermed. to 2nd intermed. **T4** Time from 3rd intermediate to finish line
 **Tyre data subject to further updates

Lap	Lap Time	T1	T2	T3	T4	Speed	Lap	Lap Time	T1	T2	T3	T4	Speed		
1st	5	Johann ZARCO					DUCATI	FRA							
		Prima Pramac Racing			Runs=2		Total laps=21	Full laps=16							
Run #	1	Front Tyre	Slick-Soft	Rear Tyre	Slick-Medium		Run #	2	Front Tyre	Slick-Medium	Rear Tyre	Slick-Medium			
		New Tyre		New Tyre					** 9 Laps at start		** 9 Laps at start				
1	2'11.541	35.943	30.687	19.219	27.438		10	1'47.257	35.196	28.291	18.068	25.702			
2	1'36.872	23.871	28.528	18.329	26.144	292.0	11	1'32.548	21.977	27.072	17.834	25.665	344.0		
3	1'34.807	22.820	27.730	17.922	26.335	330.3	12	1'32.521	21.977	26.957	17.552	26.035	347.3		
4	1'35.196	22.779	28.791	17.909	25.717	331.3	13	1'31.313	21.750	26.690	17.529	25.344	342.9		
5	1'33.597	22.521	27.675	17.851	25.550	327.3	14	1'33.163 P	25.279	28.069	18.324	21.491	348.4		
6	1'32.676	22.032	27.087	17.790	25.767	324.4			Run # 3		Front Tyre	missing data	Rear Tyre	missing data	
7	1'32.370	22.170	27.206	17.681	25.313	331.3					** Laps at start		** Laps at start		
8	1'32.540	22.104	27.240	17.630	25.566	338.6	15	1'46.112	35.388	27.608	17.867	25.249			
9	1'38.486 P	25.948	29.756	19.165	23.617	338.6	16	1'30.561	21.595	26.547	17.501	24.918	347.3		
		9 Laps at start		9 Laps at start			17	1'38.807	28.107	27.733	17.920	25.047	301.8		
10	1'50.270	36.642	29.269	18.311	26.048		18	1'30.459	21.700	26.453	17.456	24.850	347.3		
11	1'33.171	22.287	27.371	18.009	25.504	339.6	19	1'30.704	21.644	26.426	17.574	25.060	342.9		
12	1'33.026	22.094	27.585	17.908	25.439	341.8			3rd		73		Alex MARQUEZ	HONDA	SPA
13	1'32.042	21.878	27.296	17.722	25.146	340.7			LCR Honda CASTROL		Runs=2		Total laps=19	Full laps=14	
14	1'35.469	21.927	29.985	18.280	25.277	339.6					9 Laps at start		9 Laps at start		
15	1'31.676	21.815	26.967	17.690	25.204	338.6	1	2'12.887	38.955	30.795	19.460	28.225			
16	1'38.741 P	26.885	29.772	18.989	23.095	341.8	2	1'37.152	23.604	28.289	18.669	26.590	322.5		
		16 Laps at start		New Tyre			3	1'34.635	22.767	27.933	18.115	25.820	336.5		
17	1'47.787	34.744	28.818	18.342	25.883		4	1'33.934	22.161	28.089	18.037	25.647	334.4		
18	1'35.388	21.997	27.680	20.436	25.275	344.0	5	1'33.165	22.445	27.232	17.876	25.612	331.3		
19	1'30.826	21.556	26.701	17.618	24.951	347.3	6	1'32.439	21.860	27.208	17.843	25.528	344.0		
20	1'32.837	22.033	28.070	17.704	25.030	333.4	7	1'32.016	21.719	27.062	17.772	25.463	347.3		
21	1'30.368	21.511	26.562	17.441	24.854	347.3	8	1'30.111 P	21.929	27.492	18.060	22.630	346.1		
		New Tyre		New Tyre					Run # 2		Front Tyre	Slick-Soft	Rear Tyre	Slick-Medium	
		8 Laps at start		8 Laps at start							8 Laps at start		8 Laps at start		
		9 Laps at start		9 Laps at start			9	1'48.264	34.507	28.692	18.888	26.177			
		16 Laps at start		New Tyre			10	1'34.334	23.030	27.615	18.108	25.581	344.0		
17	1'47.787	34.744	28.818	18.342	25.883		11	1'33.266	21.922	27.711	18.040	25.593	344.0		
18	1'35.388	21.997	27.680	20.436	25.275	344.0	12	1'32.531	21.857	27.304	17.918	25.452	344.0		
19	1'30.826	21.556	26.701	17.618	24.951	347.3	13	1'32.367	21.662	27.280	17.896	25.529	345.0		
20	1'32.837	22.033	28.070	17.704	25.030	333.4	14	1'32.586	22.168	27.140	17.906	25.372	346.1		
21	1'30.368	21.511	26.562	17.441	24.854	347.3	15	1'30.529 P	21.687	28.953	18.350	21.539	344.0		
		New Tyre		New Tyre					Run # 3		Front Tyre	Slick-Medium	Rear Tyre	Slick-Soft	
		8 Laps at start		8 Laps at start							New Tyre		New Tyre		
		9 Laps at start		9 Laps at start			16	1'51.147	35.230	28.904	18.430	28.583			
17	1'47.787	34.744	28.818	18.342	25.883		17	1'32.811	21.907	28.029	17.761	25.114	341.8		
18	1'35.388	21.997	27.680	20.436	25.275	344.0	18	1'37.451	21.663	26.855	17.556	31.377	348.4		
19	1'30.826	21.556	26.701	17.618	24.951	347.3	19	1'30.493	21.515	26.596	17.430	24.952	347.3		
20	1'32.837	22.033	28.070	17.704	25.030	333.4									
21	1'30.368	21.511	26.562	17.441	24.854	347.3									

Fastest Lap: Johann ZARCO Prima Pramac Racing FRA **1'30.368** 21.511 26.562 17.441 24.854

These data/results cannot be reproduced, stored and/or transmitted in whole or in part by any manner of electronic, mechanical, photocopying, recording, broadcasting or otherwise now known or herein after developed without the previous express consent by the copyright owner, except for reproduction in daily press and regular printed publications on sale to the public within 60 days of the event related to those data/results and always provided that copyright symbol appears together as follows below.
 © DORNA, 2022



Free Practice Nr. 1

MotoGP

Lap	Lap Time	T1	T2	T3	T4	Speed	Lap	Lap Time	T1	T2	T3	T4	Speed			
4th	42	Alex RINS					SUZUKI	SPA	17	1'45.642	33.987	28.305	17.970	25.380		
		Team SUZUKI ECSTAR							18	1'31.204	21.767	26.988	17.490	24.959	345.0	
		Runs=2 Total laps=20 Full laps=15							19	1'31.163	21.657	26.864	17.637	25.005	347.3	
		Run #	1	Front Tyre	Slick-Soft	Rear Tyre	Slick-Medium			20	1'30.912	21.517	26.969	17.455	24.971	348.4
					New Tyre	New Tyre			21	1'30.687	21.580	26.747	17.382	24.978	347.3	
		1	2'13.199	35.428	30.698	19.305	28.208									
		2	1'37.087	24.101	28.268	18.420	26.298	301.8								
		3	1'33.891	22.823	27.490	17.802	25.776	324.4								
		4	1'33.767	22.086	28.127	17.774	25.780	333.4								
		5	1'32.730	22.245	27.297	17.745	25.443	336.5								
		6	1'32.399	21.872	27.401	17.750	25.376	336.5								
		7	1'31.598	21.712	26.942	17.598	25.346	337.5								
8	1'32.346	21.937	27.270	17.703	25.436	326.3										
9	1'30.940	P 21.748	27.024	18.101	24.067	346.1										
5th	41	Alex ESPARGARO					APRILIA	SPA								
		Aprilia Racing														
		Runs=2 Total laps=21 Full laps=15														
		Run #	1	Front Tyre	Slick-Soft	Rear Tyre	Slick-Medium									
					New Tyre	New Tyre										
		10	1'46.808	35.063	27.933	18.236	25.576									
		11	1'32.132	21.792	27.010	17.559	25.771	345.0								
		12	1'31.684	21.752	26.840	17.741	25.351	342.9								
		13	1'31.405	21.618	26.823	17.675	25.289	342.9								
		14	1'31.478	21.546	26.902	17.692	25.338	344.0								
		15	1'31.539	21.640	26.951	17.659	25.289	347.3								
		16	1'35.379	P 23.923	28.960	18.979	23.517	342.9								
6th	23	Enea BASTIANINI					DUCATI	ITA								
		Gresini Racing MotoGP														
		Runs=2 Total laps=19 Full laps=14														
		Run #	1	Front Tyre	Slick-Soft	Rear Tyre	Slick-Medium									
					New Tyre	New Tyre										
		1	2'33.750	36.074	30.683	19.509	27.243									
		2	1'39.810	25.675	28.829	18.279	27.027	338.6								
		3	1'35.762	22.883	28.390	18.149	26.340	327.3								
		4	1'34.328	22.561	28.023	17.982	25.762	331.3								
		5	1'33.000	22.228	27.472	17.790	25.510	342.9								
		6	1'33.561	22.093	27.347	17.805	26.316	334.4								
		7	1'32.462	21.942	27.392	17.725	25.403	338.6								
8	1'33.007	22.073	27.734	17.771	25.429	324.4										
9	1'32.233	21.821	27.182	17.696	25.534	334.4										
10	1'32.744	P 23.238	27.852	17.986	23.668	338.6										
7th	93	Marc MARQUEZ					HONDA	SPA								
		Repsol Honda Team														
		Runs=2 Total laps=22 Full laps=16														
		Run #	1	Front Tyre	Slick-Medium	Rear Tyre	Slick-Medium									
					New Tyre	New Tyre										
		9	1'46.272	33.683	27.991	18.607	25.991									
		10	1'33.276	22.257	27.312	18.278	25.429	340.7								
		11	1'31.406	21.650	26.731	17.723	25.302	344.0								
		12	1'31.258	21.615	26.754	17.760	25.129	349.5								
		13	1'30.897	21.492	26.686	17.664	25.055	342.9								
		14	1'31.977	21.840	26.750	18.035	25.352	347.3								

Fastest Lap: Johann ZARCO Prima Pramac Racing FRA **1'30.368** 21.511 26.562 17.441 24.854

These data/results cannot be reproduced, stored and/or transmitted in whole or in part by any manner of electronic, mechanical, photocopying, recording, broadcasting or otherwise now known or herein after developed without the previous express consent by the copyright owner, except for reproduction in daily press and regular printed publications on sale to the public within 60 days of the event related to those data/results and always provided that copyright symbol appears together as follows below.
© DORNA, 2022



Free Practice Nr. 1

MotoGP

Lap	Lap Time	T1	T2	T3	T4	Speed	Lap	Lap Time	T1	T2	T3	T4	Speed	
7	1'31.935	21.676	26.909	17.641	25.709	342.9	Run #	1	Front Tyre	Slick-Soft	Rear Tyre	Slick-Medium		
8	1'37.401	25.677	28.027	17.972	25.725	324.4			New Tyre			New Tyre		
9	1'31.601	21.634	26.984	17.717	25.266	345.0	1	2'30.426	35.184	29.576	19.652	27.686		
10	1'32.225 P	23.571	28.345	18.608	21.701	327.3	2	1'36.828	23.435	28.119	18.452	26.822	302.6	
	Run #	2	Front Tyre	Slick-Soft	Rear Tyre	Slick-Medium	3	1'36.518	23.398	28.042	18.407	26.671	313.1	
			10 Laps at start					4	1'34.441 *	22.391	27.992*	18.261	25.797	324.4
11	1'44.876	33.011	28.260	18.096	25.509		5	1'33.539	22.113	27.649	17.992	25.785	336.5	
12	1'32.276	21.756	27.094	17.786	25.640	345.0	6	1'37.945	22.884	30.684	18.428	25.949	333.4	
13	1'31.264	21.578	26.835	17.571	25.280	345.0	7	1'32.701	21.940	27.469	17.830	25.462	346.1	
14	1'35.997	21.599	26.933	17.738	29.727	345.0	8	1'36.747	22.193	30.271	18.683	25.600	332.3	
15	1'31.194	21.572	26.864	17.572	25.186	339.6	9	1'32.450	22.031	27.266	17.795	25.358	341.8	
16	1'31.906	21.590	27.113	17.771	25.432	339.6	10	1'32.014	21.949	26.913	17.767	25.385	344.0	
17	1'31.358	21.556	26.891	17.541	25.370	347.3	11	1'35.271 P	23.021	29.742	18.723	23.785	342.9	
18	1'31.218	21.539	26.791	17.623	25.265	347.3		Run #	2	Front Tyre	Slick-Soft	Rear Tyre	Slick-Medium	
19	1'31.568	21.548	26.796	17.701	25.523	342.9			11 Laps at start				11 Laps at start	
20	1'34.762	23.420	27.563	18.022	25.757	325.4	12	1'49.654	35.479	29.952	18.404	25.819		
21	1'36.065	23.076	29.320	18.101	25.568	344.0	13	1'34.059	23.019	27.390	17.962	25.688	326.3	
22	1'34.007	21.582	27.028	18.197	27.200	341.8	14	1'32.788	22.026	27.230	17.853	25.679	336.5	
23	1'34.865	21.629	27.203	18.471	27.562	340.7	15	1'32.621	21.955	27.437	17.880	25.349	340.7	

12th **20** **Fabio QUARTARARO** YAMAHA FRA
Monster Energy Yamaha MotoGP

Runs=1 Total laps=25 Full laps=21

Run #	1	Front Tyre	Slick-Soft	Rear Tyre	Slick-Medium	Speed	
		New Tyre					
1	2'59.567	35.026	29.599	19.164	27.518		
2	1'40.077	26.173	27.837	18.098	27.969	324.4	
3	1'34.677	23.255	27.393	17.903	26.126	325.4	
4	1'33.083	22.466	27.147	17.792	25.678	321.5	
5	1'32.318	22.324	26.984	17.637	25.373	328.3	
6	1'32.227	22.179	26.986	17.586	25.476	325.4	
7	1'31.587	21.988	26.701	17.645	25.253	332.3	
8	1'31.717	21.951	26.939	17.581	25.246	334.4	
9	1'31.474	21.910	26.775	17.542	25.247	336.5	
10	1'31.362	21.906	26.657	17.424	25.375	334.4	
11	1'36.291 *	21.909	29.430*	19.252	25.700	335.4	
12	1'31.744	22.130	26.832	17.495	25.287	322.5	
13	1'29.320 P	21.976	26.741	17.559	23.044	337.5	
	Run #	2	Front Tyre	Slick-Soft	Rear Tyre	Slick-Medium	
			13 Laps at start				13 Laps at start
14	1'49.435	37.744	28.234	17.989	25.468		
15	1'32.171	21.960	26.878	17.998	25.335	329.3	
16	1'31.298	21.861	26.718	17.454	25.265	340.7	
17	1'31.430	21.938	26.841	17.467	25.184	339.6	
18	1'31.272	21.772	26.742	17.507	25.251	338.6	
19	1'31.446	21.795	26.707	17.631	25.313	339.6	
20	1'31.195	21.780	26.691	17.549	25.175	338.6	
21	1'31.569	21.734	26.781	17.642	25.412	339.6	
22	1'34.815	21.715	26.726	20.357	26.017	338.6	
23	1'31.558	21.702	26.723	17.723	25.410	341.8	
24	1'31.670	21.726	26.845	17.731	25.368	340.7	
25	1'31.466	21.729	26.735	17.622	25.380	340.7	

13th **89** **Jorge MARTIN** DUCATI SPA
Prima Pramac Racing

Runs=2 Total laps=22 Full laps=16

Fastest Lap:	Johann ZARCO	Prima Pramac Racing	FRA	1'30.368	21.511	26.562	17.441	24.854
---------------------	--------------	---------------------	-----	-----------------	--------	--------	--------	--------

These data/results cannot be reproduced, stored and/or transmitted in whole or in part by any manner of electronic, mechanical, photocopying, recording, broadcasting or otherwise now known or herein after developed without the previous express consent by the copyright owner, except for reproduction in daily press and regular printed publications on sale to the public within 60 days of the event related to those data/results and always provided that copyright symbol appears together as follows below.
© DORNA, 2022

Official MotoGP Timing by **TISSOT**
www.motogp.com

Phillip Island, Friday, October 14, 2022

Page 4 of 7



Free Practice Nr. 1

MotoGP

Lap	Lap Time	T1	T2	T3	T4	Speed	Lap	Lap Time	T1	T2	T3	T4	Speed
20	1'31.820	21.654	26.871	17.733	25.562	347.3	14	1'34.109	22.251	27.801	18.244	25.813	336.5
21	1'36.014	23.874	28.641	17.829	25.670	345.0	15	1'33.869	22.275	27.542	18.089	25.963	334.4
22	1'32.052	21.705	27.092	17.653	25.602	345.0	16	1'33.103 P	22.589	28.383	19.478	22.653	333.4
23	1'32.414	21.784	26.979	17.719	25.932	342.9							

15th	36	Joan MIR		SUZUKI	SPA	
		Team SUZUKI ECSTAR				
		Runs=2	Total laps=21	Full laps=16		

Run #	1	Front Tyre	Slick-Soft	Rear Tyre	Slick-Medium	
		New Tyre		New Tyre		
1	2'35.120	36.708	30.005	19.361	27.592	
2	1'37.180	23.613	28.172	18.460	26.935	306.1
3	1'34.986	22.789	27.714	18.118	26.365	324.4
4	1'34.586	22.792	28.035	17.933	25.826	302.6
5	1'32.799	22.141	27.251	17.856	25.551	331.3
6	1'35.864	21.977	27.174	17.886	28.827	328.3
7	1'32.512	22.037	27.186	17.826	25.463	331.3
8	1'34.411 P	22.496	29.249	19.409	23.257	327.3

Run #	2	Front Tyre	Slick-Soft	Rear Tyre	Slick-Medium	
		8 Laps at start		8 Laps at start		
9	1'48.393	35.504	28.304	18.282	26.303	
10	1'33.707	22.319	27.502	18.017	25.869	341.8
11	1'32.495	22.021	27.186	17.747	25.541	344.0
12	1'32.357	21.976	27.198	17.680	25.503	336.5
13	1'31.763	21.843	26.983	17.657	25.280	336.5
14	1'31.837	21.824	27.003	17.640	25.370	345.0
15	1'31.842	21.751	26.957	17.737	25.397	339.6
16	1'36.999 P	24.309	30.102	19.417	23.171	338.6

Run #	3	Front Tyre	Slick-Soft	Rear Tyre	Slick-Medium	
		16 Laps at start		16 Laps at start		
17	1'46.379	34.257	28.145	18.263	25.714	
18	1'32.826	22.074	27.235	17.924	25.593	340.7
19	1'31.874	21.743	27.057	17.778	25.296	340.7
20	1'33.224	21.823	26.870	17.683	26.848	341.8
21	1'31.531	21.789	26.898	17.566	25.278	342.9

16th	40	Darryn BINDER		YAMAHA	RSA	
		WithU Yamaha RNF MotoGP Team				
		Runs=2	Total laps=20	Full laps=14		

Run #	1	Front Tyre	Slick-Soft	Rear Tyre	Slick-Medium	
		New Tyre		New Tyre		
1	2'20.376	36.914	30.642	20.071	28.203	
2	1'38.444	23.729	29.476	18.823	26.416	309.6
3	1'35.412	22.850	27.921	18.194	26.447	329.3
4	1'35.997 *	22.928	28.183*	18.497	26.389	324.4
5	1'35.215	22.879	28.145	18.181	26.010	331.3
6	1'34.835	22.667	27.696	18.496	25.976	331.3
7	1'33.824	22.599	27.552	18.038	25.635	326.3
8	1'34.536	22.452	27.711	18.390	25.983	334.4
9	1'34.171	22.646	27.676	18.181	25.668	328.3
10	1'33.548	22.427	27.484	17.939	25.698	331.3
11	1'33.396 P	22.541	28.139	18.984	23.732	331.3

Run #	2	Front Tyre	Slick-Soft	Rear Tyre	Slick-Medium	
		11 Laps at start		11 Laps at start		
12	1'54.557	36.219	32.543	19.362	26.433	
13	1'34.544	22.597	27.992	18.264	25.691	334.4

Fastest Lap:	Johann ZARCO	Prima Pramac Racing	FRA	1'30.368	21.511	26.562	17.441	24.854
---------------------	--------------	---------------------	-----	-----------------	--------	--------	--------	--------

These data/results cannot be reproduced, stored and/or transmitted in whole or in part by any manner of electronic, mechanical, photocopying, recording, broadcasting or otherwise now known or herein after developed without the previous express consent by the copyright owner, except for reproduction in daily press and regular printed publications on sale to the public within 60 days of the event related to those data/results and always provided that copyright symbol appears together as follows below.



Free Practice Nr. 1

MotoGP

Lap	Lap Time	T1	T2	T3	T4	Speed	Lap	Lap Time	T1	T2	T3	T4	Speed
10	1'34.691	22.229	27.357	19.372	25.733	315.9	5	1'34.104	22.750	27.577	18.019	25.758	327.3
11	1'31.950	21.783	27.077	17.767	25.323	332.3	6	1'33.866	22.499	27.435	17.987	25.945	316.8
12	1'32.039	21.875	27.148	17.701	25.315	336.5	7	1'33.801	22.501	27.515	17.878	25.907	339.6
13	1'33.499	P 23.366	28.837	19.468	21.828	341.8	8	1'40.048	22.496	31.216	20.600	25.736	334.4
Run # 2	Front Tyre	Slick-Soft	Rear Tyre	Slick-Medium									
	13 Laps at start			13 Laps at start									
14	1'49.490	36.355	29.243	18.272	25.620		9	1'32.441	22.193	27.094	17.734	25.420	321.5
15	1'33.060	22.372	27.498	17.790	25.400	333.4	10	1'34.660	P 22.276	27.294	19.463	25.627	317.7
16	1'31.981	21.841	27.129	17.693	25.318	333.4	Run # 2	Front Tyre	Slick-Soft	Rear Tyre	Slick-Medium		
17	1'35.584	23.726	28.065	18.311	25.482	313.1		10 Laps at start			10 Laps at start		
18	1'33.276	22.526	27.385	17.841	25.524	321.5	11	1'57.997	43.611	29.253	18.757	26.376	
19	1'32.665	21.850	27.421	17.976	25.418	340.7	12	1'36.602	22.950	28.117	18.300	27.235	313.1
20	1'32.979	21.958	27.667	17.953	25.401	320.5	13	1'31.795	P 22.436	27.317	18.267	23.775	316.8
21	1'32.274	21.909	27.360	17.749	25.256	327.3	Run # 3	Front Tyre	Slick-Soft	Rear Tyre	Slick-Medium		
22	1'37.875	21.924	31.104	19.309	25.538	336.5		13 Laps at start			13 Laps at start		
23	1'32.779	21.848	27.194	17.851	25.886	332.3	14	1'55.412	36.275	32.195	20.536	26.406	

19th 21 Franco MORBIDELLI YAMAHA ITA
 Monster Energy Yamaha MotoGP
 Runs=1 Total laps=22 Full laps=19

Run #	1	Front Tyre	Slick-Soft	Rear Tyre	Slick-Medium	
		New Tyre		New Tyre		
1	2'34.291	36.734	30.117	19.537	27.291	
2	1'36.586	23.321	28.252	18.432	26.581	316.8
3	1'34.577	22.983	27.490	18.063	26.041	303.5
4	1'34.095	22.383	27.974	18.013	25.725	337.5
5	1'33.323	22.111	27.468	17.984	25.760	337.5
6	1'33.009	22.078	27.427	17.885	25.619	340.7
7	1'42.869	29.336	29.182	18.536	25.815	345.0
8	1'33.144	22.329	27.520	17.879	25.416	333.4
9	1'32.388	22.043	27.170	17.844	25.331	335.4
10	1'38.513	P 22.420	31.020	19.374	25.699	338.6
Run # 2	Front Tyre	Slick-Soft	Rear Tyre	Slick-Medium		
	10 Laps at start			10 Laps at start		
11	1'47.031	34.411	28.489	18.420	25.711	
12	1'32.821	22.247	27.397	17.858	25.319	342.9
13	1'32.178	21.859	27.220	17.790	25.309	337.5
14	1'32.387	22.028	27.240	17.851	25.268	336.5
15	1'37.077	21.971	29.925	19.035	26.146	337.5
16	1'32.361	21.813	27.337	17.797	25.414	341.8
17	1'44.359	28.481	29.534	20.798	25.546	344.0
18	1'32.801	21.955	27.401	17.757	25.688	338.6
19	1'32.814	22.258	27.239	17.982	25.335	328.3
20	1'42.977	21.958	31.227	23.416	26.376	326.3
21	1'43.519	25.995	33.613	18.375	25.536	334.4
22	1'33.848	21.822	27.449	18.558	26.019	336.5

20th 87 Remy GARDNER KTM AUS
 Tech3 KTM Factory Racing
 Runs=2 Total laps=20 Full laps=14

Run #	1	Front Tyre	Slick-Soft	Rear Tyre	Slick-Medium	
		New Tyre		New Tyre		
1	2'13.228	37.695	31.266	19.380	27.682	
2	1'47.051	30.316	30.621	19.221	26.893	309.6
3	1'36.848	23.401	28.287	18.496	26.664	306.1
4	1'34.787	* 22.836	27.784*	18.090	26.077	319.6

21st 33 Brad BINDER KTM RSA
 Red Bull KTM Factory Racing
 Runs=2 Total laps=20 Full laps=14

Run #	1	Front Tyre	Slick-Soft	Rear Tyre	Slick-Medium	
		New Tyre		New Tyre		
1	2'29.552	36.950	31.100	19.318	27.814	
2	1'37.253	23.392	28.424	18.488	26.949	317.7
3	1'35.406	22.792	28.121	18.298	26.195	321.5
4	1'34.990	* 22.776	28.100*	18.123	25.991	331.3
5	1'34.341	22.409	27.590	18.241	26.101	330.3
6	1'37.445	22.466	30.280	18.565	26.134	337.5
7	1'33.166	22.188	27.526	17.857	25.595	336.5
8	1'33.212	22.095	27.515	18.008	25.594	336.5
9	1'31.289	P 22.007	27.706	17.899	23.677	336.5
Run # 2	Front Tyre	Slick-Soft	Rear Tyre	Slick-Medium		
	9 Laps at start			9 Laps at start		
10	1'52.855	37.880	29.346	19.065	26.564	
11	1'35.930	22.954	28.530	18.417	26.029	331.3
12	1'33.907	22.453	27.785	17.953	25.716	331.3
13	1'33.283	22.192	27.506	17.931	25.654	329.3
14	1'33.143	22.156	27.494	17.914	25.579	335.4
15	1'32.970	22.004	27.402	17.928	25.636	341.8
16	1'32.644	21.907	27.322	17.890	25.525	340.7
17	1'33.602	P 22.152	28.572	18.201	24.677	338.6
Run # 3	Front Tyre	Slick-Medium	Rear Tyre	Slick-Medium		
	New Tyre			17 Laps at start		
18	1'48.805	34.823	29.769	18.438	25.775	
19	1'40.164	22.131	34.067	18.382	25.584	336.5
20	1'32.566	21.834	27.425	17.804	25.503	337.5

Fastest Lap: Johann ZARCO Prima Pramac Racing FRA 1'30.368 21.511 26.562 17.441 24.854

These data/results cannot be reproduced, stored and/or transmitted in whole or in part by any manner of electronic, mechanical, photocopying, recording, broadcasting or otherwise now known or herein after developed without the previous express consent by the copyright owner, except for reproduction in daily press and regular printed publications on sale to the public within 60 days of the event related to those data/results and always provided that copyright symbol appears together as follows below.
 © DORNA, 2022



Free Practice Nr. 1

MotoGP

Lap	Lap Time	T1	T2	T3	T4	Speed	Lap	Lap Time	T1	T2	T3	T4	Speed
22nd	10	Luca MARINI DUCATI ITA				18	1'32.947	21.971	27.408	17.884	25.684	333.4	
		Mooney VR46 Racing Team				19	1'34.322	22.354	27.504	18.262	26.202	328.3	
Runs=2 Total laps=19 Full laps=14													
Run #	1	Front Tyre	Slick-Soft	Rear Tyre	Slick-Medium								
		New Tyre		New Tyre									
1	2'51.579	38.105	30.726	19.930	27.505								
2	1'38.179	23.738	28.719	18.977	26.745	301.8							
3	1'37.365	23.123	28.386	18.871	26.985	319.6							
4	1'36.710	23.587	28.293	18.641	26.189	305.2							
5	1'34.959	22.652	27.865	18.324	26.118	331.3							
6	1'34.341	22.666	27.805	18.163	25.707	317.7							
7	1'33.924 P	22.196	29.063	19.572	23.093	322.5							
Run #	2	Front Tyre	Slick-Soft	Rear Tyre	Slick-Medium								
		7 Laps at start		7 Laps at start									
8	1'51.066	35.409	29.430	19.303	26.924								
9	1'35.952	22.882	27.946	18.631	26.493	323.4							
10	1'34.369	22.505	27.626	18.397	25.841	321.5							
11	1'33.429	22.239	27.411	18.091	25.688	338.6							
12	1'32.831	22.015	27.264	18.036	25.516	339.6							
13	1'31.971 P	22.494	28.412	18.777	22.288	332.3							
Run #	3	Front Tyre	Slick-Soft	Rear Tyre	Slick-Medium								
		13 Laps at start		13 Laps at start									
14	1'48.944	34.937	28.645	19.143	26.219								
15	1'35.984	23.277	28.287	18.602	25.818	338.6							
16	1'33.274	22.188	27.593	18.123	25.370	337.5							
17	1'32.891	21.879	27.407	18.070	25.535	337.5							
18	1'32.955	22.080	27.634	17.892	25.349	338.6							
19	1'32.981	21.987	27.383	18.036	25.575	336.5							
23rd	25	Raul FERNANDEZ KTM SPA				18	1'50.909	36.462	29.578	18.731	26.138		
		Tech3 KTM Factory Racing				19	1'34.959	22.639	27.998	18.219	26.103	337.5	
Runs=2 Total laps=19 Full laps=14													
Run #	1	Front Tyre	Slick-Soft	Rear Tyre	Slick-Medium								
		New Tyre		New Tyre									
1	2'32.743	36.183	30.154	19.578	27.250								
2	1'37.909	24.078	28.327	18.693	26.811	312.2							
3	1'45.082	22.892	36.558	19.147	26.485	315.0							
4	1'35.757	23.150	27.942	18.436	26.229	299.3							
5	1'34.405	22.464	27.802	18.220	25.919	330.3							
6	1'34.336	22.572	27.623	18.101	26.040	337.5							
7	1'33.775	22.541	27.460	18.047	25.727	319.6							
8	1'31.494 P	22.433	27.571	18.718	22.772	328.3							
Run #	2	Front Tyre	Slick-Soft	Rear Tyre	Slick-Medium								
		8 Laps at start		8 Laps at start									
9	1'49.159	35.609	28.654	18.713	26.183								
10	1'34.323	22.622	27.549	18.098	26.054	311.3							
11	1'33.768	22.298	27.424	18.218	25.828	333.4							
12	1'33.157	22.063	27.460	18.014	25.620	332.3							
13	1'37.400	23.642	29.557	18.425	25.776	336.5							
14	1'32.108 P	22.012	27.498	18.872	23.726	332.3							
Run #	3	Front Tyre	Slick-Soft	Rear Tyre	Slick-Medium								
		14 Laps at start		14 Laps at start									
15	1'48.500	35.054	28.664	18.646	26.136								
16	1'34.494	22.708	27.672	18.215	25.899	316.8							
17	1'33.312	22.206	27.566	17.964	25.576	326.3							


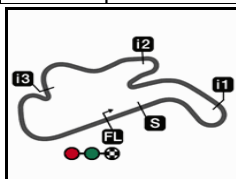
Run #	1	Front Tyre	Slick-Soft	Rear Tyre	Slick-Medium							
		New Tyre		New Tyre								
1	2'12.469	38.711	31.840	20.653	29.198							
2	1'39.933	24.553	29.462	18.793	27.125	300.1						
3	1'37.879	23.251	28.652	19.032	26.944	317.7						
4	1'37.088 *	23.020	28.749*	18.777	26.542	326.3						
5	1'36.747	23.210	28.369	18.244	26.924	323.4						
6	1'35.723	22.580	28.304	18.402	26.437	330.3						
7	1'35.038	22.858	28.022	18.153	26.005	331.3						
8	1'34.816	22.448	27.959	18.251	26.158	341.8						
9	1'33.980 P	22.547	28.036	19.078	24.319	332.3						
Run #	2	Front Tyre	Slick-Soft	Rear Tyre	Slick-Medium							
		9 Laps at start		9 Laps at start								
10	2'03.913	36.834	41.015	19.337	26.727							
11	1'36.050	22.727	28.489	18.550	26.284	338.6						
12	1'35.435	22.645	28.218	18.416	26.156	334.4						
13	1'35.535	22.526	28.233	18.289	26.487	333.4						
14	1'35.132	22.644	28.057	18.229	26.202	336.5						
15	1'34.437	22.437	27.802	18.208	25.990	335.4						
16	1'34.884	22.406	28.038	18.350	26.090	332.3						
17	1'35.585 P	23.179	28.944	19.218	24.244	330.3						
Run #	3	Front Tyre	Slick-Soft	Rear Tyre	Slick-Medium							
		17 Laps at start		17 Laps at start								
18	1'50.909	36.462	29.578	18.731	26.138							
19	1'34.959	22.639	27.998	18.219	26.103	337.5						
20	1'34.899	22.455	27.979	18.468	25.997	329.3						
21	1'35.706	22.574	27.945	18.349	26.838	332.3						

Fastest Lap: Johann ZARCO Prima Pramac Racing FRA **1'30.368** 21.511 26.562 17.441 24.854

These data/results cannot be reproduced, stored and/or transmitted in whole or in part by any manner of electronic, mechanical, photocopying, recording, broadcasting or otherwise now known or herein after developed without the previous express consent by the copyright owner, except for reproduction in daily press and regular printed publications on sale to the public within 60 days of the event related to those data/results and always provided that copyright symbol appears together as follows below.
© DORNA, 2022



Phillip Island

Results and timing service provided by  TISSOT

4448 m.

ANIMOCA BRANDS AUSTRALIAN MOTORCYCLE GRAND PRIX

Free Practice Nr. 1

Best Partial Times

MotoGP™

IT Ideal Lap Time, sum of the best partial times

BT Best Lap Time


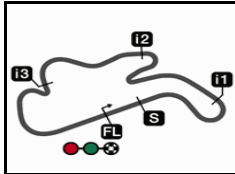
T1		T2		T3		T4				IT		BT	
Pos	Rider	Time	Rider	Time	Rider	Time	Rider	Time	Pos	Rider	IT	BT	
1	M.MARQUEZ	21.452	J.MILLER	26.426	A.RINS	17.357	J.MILLER	24.850	1	J.MILLER	1'30.327	1'30.459	(2)
2	J.ZARCO	21.511	F.BAGNAIA	26.548	A.ESPARGARO	17.382	J.ZARCO	24.854	2	J.ZARCO	1'30.368	1'30.368	(1)
3	A.MARQUEZ	21.515	J.ZARCO	26.562	F.QUARTARARO	17.424	A.RINS	24.910	3	A.RINS	1'30.388	1'30.511	(4)
4	A.ESPARGARO	21.517	A.RINS	26.596	A.MARQUEZ	17.430	A.MARQUEZ	24.952	4	A.MARQUEZ	1'30.493	1'30.493	(3)
5	M.BEZZECCHI	21.523	A.MARQUEZ	26.596	J.ZARCO	17.441	E.BASTIANINI	24.958	5	A.ESPARGAR	1'30.605	1'30.687	(5)
6	A.RINS	21.525	F.QUARTARARO	26.657	J.MILLER	17.456	A.ESPARGARO	24.959	6	E.BASTIANINI	1'30.740	1'30.790	(6)
7	P.ESPARGARO	21.539	M.MARQUEZ	26.686	F.DI GIANNANTO	17.498	F.BAGNAIA	25.000	7	M.MARQUEZ	1'30.829	1'30.897	(7)
8	E.BASTIANINI	21.543	E.BASTIANINI	26.709	M.VIÑALES	17.512	M.MARQUEZ	25.055	8	F.QUARTARAR	1'30.958	1'31.195	(12)
9	J.MILLER	21.595	F.DI GIANNANTO	26.742	E.BASTIANINI	17.530	D.BINDER	25.129	9	F.BAGNAIA	1'31.001	1'31.077	(8)
10	M.VIÑALES	21.600	M.BEZZECCHI	26.745	P.ESPARGARO	17.541	F.DI GIANNANTO	25.165	10	M.BEZZECCHI	1'31.012	1'31.166	(10)
11	J.MARTIN	21.615	A.ESPARGARO	26.747	M.BEZZECCHI	17.560	J.MARTIN	25.167	11	P.ESPARGAR	1'31.057	1'31.194	(11)
12	F.DI GIANNANTO	21.681	P.ESPARGARO	26.791	R.GARDNER	17.565	F.QUARTARARO	25.175	12	F.DI GIANNAN	1'31.086	1'31.087	(9)
13	F.QUARTARARO	21.702	M.VIÑALES	26.829	J.MIR	17.566	M.BEZZECCHI	25.184	13	M.VIÑALES	1'31.245	1'31.436	(14)
14	J.MIR	21.743	D.BINDER	26.869	M.MARQUEZ	17.636	P.ESPARGARO	25.186	14	J.MARTIN	1'31.313	1'31.419	(13)
15	F.BAGNAIA	21.751	J.MIR	26.870	J.MARTIN	17.647	C.CRUTCHLOW	25.211	15	J.MIR	1'31.457	1'31.531	(15)
16	M.OLIVEIRA	21.783	J.MARTIN	26.884	C.CRUTCHLOW	17.668	M.OLIVEIRA	25.256	16	D.BINDER	1'31.700	1'31.700	(16)
17	F.MORBIDELLI	21.813	C.CRUTCHLOW	26.972	M.OLIVEIRA	17.693	F.MORBIDELLI	25.268	17	C.CRUTCHLO	1'31.738	1'31.868	(17)
18	B.BINDER	21.834	M.OLIVEIRA	27.077	F.BAGNAIA	17.702	J.MIR	25.278	18	M.OLIVEIRA	1'31.809	1'31.950	(18)
19	L.MARINI	21.879	R.GARDNER	27.094	F.MORBIDELLI	17.757	M.VIÑALES	25.304	19	F.MORBIDELLI	1'32.008	1'32.178	(19)
20	C.CRUTCHLOW	21.887	F.MORBIDELLI	27.170	D.BINDER	17.771	L.MARINI	25.349	20	R.GARDNER	1'32.124	1'32.207	(20)
21	D.BINDER	21.931	L.MARINI	27.264	B.BINDER	17.804	R.GARDNER	25.418	21	L.MARINI	1'32.384	1'32.831	(22)
22	R.FERNANDEZ	21.971	B.BINDER	27.322	R.FERNANDEZ	17.884	B.BINDER	25.503	22	B.BINDER	1'32.463	1'32.566	(21)
23	R.GARDNER	22.047	R.FERNANDEZ	27.408	L.MARINI	17.892	R.FERNANDEZ	25.576	23	R.FERNANDEZ	1'32.839	1'32.947	(23)
24	T.NAGASHIMA	22.406	T.NAGASHIMA	27.802	T.NAGASHIMA	18.153	T.NAGASHIMA	25.990	24	T.NAGASHIMA	1'34.351	1'34.437	(24)

These data/results cannot be reproduced, stored and/or transmitted in whole or in part by any manner of electronic, mechanical, photocopying, recording, broadcasting or otherwise now known or herein after developed without the previous express consent by the copyright owner, except for reproduction in daily press and regular printed publications on sale to the public within 60 days of the event related to those data/results and always provided that copyright symbol appears together as follows below.
© DORNA, 2022

Official MotoGP Timing by TISSOT
www.motogp.com



Phillip Island

Results and timing service provided by **MotoGP™**

4448 m.

ANIMOCA BRANDS AUSTRALIAN MOTORCYCLE GRAND PRIX**Free Practice Nr. 1****Fastest Laps Sequence**

<i>Practice Time</i>	 <i>Rider</i>	<i>Nation</i>	<i>Motorcycle</i>	<i>Time</i>	<i>Km/h</i>	<i>Rider's Lap</i>
3'48.413	5 Johann ZARCO	FRA	DUCATI	1'36.872	165.2	2
3'50.465	44 Pol ESPARGARO	SPA	HONDA	1'35.166	168.2	2
5'23.220	5 Johann ZARCO	FRA	DUCATI	1'34.807	168.8	3
5'23.634	44 Pol ESPARGARO	SPA	HONDA	1'33.169	171.8	3
7'47.404	20 Fabio QUARTARARO	FRA	YAMAHA	1'33.083	172.0	4
8'30.476	44 Pol ESPARGARO	SPA	HONDA	1'32.593	172.9	5
8'53.433	88 Miguel OLIVEIRA	POR	KTM	1'32.494	173.1	5
9'19.722	20 Fabio QUARTARARO	FRA	YAMAHA	1'32.318	173.4	5
10'02.459	44 Pol ESPARGARO	SPA	HONDA	1'31.983	174.0	6
11'34.394	44 Pol ESPARGARO	SPA	HONDA	1'31.935	174.1	7
11'34.671	42 Alex RINS	SPA	SUZUKI	1'31.598	174.8	7
11'35.993	72 Marco BEZZECCHI	ITA	DUCATI	1'31.582	174.8	7
15'26.727	20 Fabio QUARTARARO	FRA	YAMAHA	1'31.474	175.0	9
16'58.089	20 Fabio QUARTARARO	FRA	YAMAHA	1'31.362	175.2	10
26'07.621	93 Marc MARQUEZ	SPA	HONDA	1'31.258	175.4	12
27'38.518	93 Marc MARQUEZ	SPA	HONDA	1'30.897	176.1	13
41'00.955	43 Jack MILLER	AUS	DUCATI	1'30.561	176.8	16
44'10.221	43 Jack MILLER	AUS	DUCATI	1'30.459	177.0	18
46'02.656	5 Johann ZARCO	FRA	DUCATI	1'30.368	177.1	21

These data/results cannot be reproduced, stored and/or transmitted in whole or in part by any manner of electronic, mechanical, photocopying, recording, broadcasting or otherwise now known or herein after developed without the previous express consent by the copyright owner, except for reproduction in daily press and regular printed publications on sale to the public within 60 days of the event related to those data/results and always provided that copyright symbol appears together as follows below.

© DORNA, 2022

Official MotoGP Timing by TISSOT
www.motogp.com



Phillip Island, Friday, October 14, 2022